

DEGREASER 10

Endura Manufacturing Co. Ltd.

ENDURA
PAINT



Endura DEGREASER 10, Heavy Duty Cleaner, is a water based cleaner low in odor, non-flammable and biodegradable. The exceptional cleaning and degreasing power of DEGREASER 10 exceeds that of conventional water-based degreasers.

ENDURA
PAINT



DEGREASER 10

Product features

- Powerful Degreaser
- Promotes adhesion
- Easy to clean
- No phosphates and alkali hydroxides
- No lead and mercury
- Waterborne biodegradable

Chemical oxygen demand (COD):
215,000 mg/liter

Biochemical oxygen demand (BOD)
: 164,000 mg/liter (20 days @20°C)

Based on these results,
DEGREASER 10 is considered
readily biodegradable.

Appearance: Transparent blue
Shelf Life: 1 year at 77°F (25°C) unopened
VOC: 0.4 lb/Gal (or 51 gram/liter)
Specific gravity: 8.6 lbs./gal. (1.03 Kg/L)
PH : 11.0~13.5

Dilution : DEGREASER 10 can be reduced 2 or 3 times with fresh, clean water. Test cleaning a small area may be used to determine proper dilution levels and to insure compatibility with the substrates.
For powerful performance, do not reduce.

DEGREASER 10

Suitability

Endura DEGREASER 10 dissolves and removes heavy accumulations of hard-to-remove dirt, oil and grease without use of solvents. When old, painted surfaces are made “super-clean” with DEGREASER 10, it promotes adhesion as it cleans. Sanding, solvent wiping, grit sweeping and roughing old painted surfaces may be eliminated. It improves recoat ability of aged, painted surfaces. DEGREASER 10 can also be used to clean metal surfaces prior to painting. Prior to abrasive blasting or application of wet primers, it is effective to remove grease, oil, chlorides or other contaminants.

Limitations of Use

- 1) DEGREASER 10 must not be allowed to dry on the surface.
- 2) Do not apply under freezing conditions
- 3) Do not apply on metallic automobile finishes and on alkali sensitive paints. May dull glossy surface.
- 4) Do not discharge into natural waters.

Surface preparation

Adequate protective equipment and clothing such as rubber gloves and protective eyewear are recommended. Apply the solution with brush, roller, mop or low pressure spray. If surface is hot, wet and cool down before applying Degreaser 10. Moderate scrubbing will aid in performance and speed of cleaning. Allow Degreaser 10 to remain for 5~10 minutes, but do not allow the surface to dry. Rinse with excess clean water. For large surfaces, rinsing with power washer (1500 psi minimum) is recommended. A thorough rinsing is very important. All of DEGREASER 10 must be removed. Do not allow the cleaner to dry on the surface. When completely removed, the surface will no longer foam when rinsed. Water should drain off without any signs of a water break or water beading (areas showing water break or water beading must be redone). Continue until entire surface is cleaned. Any seams, crevices or rivet areas should be blown dry with clean compressed air. Allow the surface to dry thoroughly before applying coatings.

ENDURA
PAINT



Test Clean-ability of DEGREASER 10 for OBM (Oil Based Mud)



Step. 1

Coated WBM in 250 ml glass flasks



Step. 2

The coated amounts of WBM were 6.15~6.59 grams.

ENDURA
PAINT

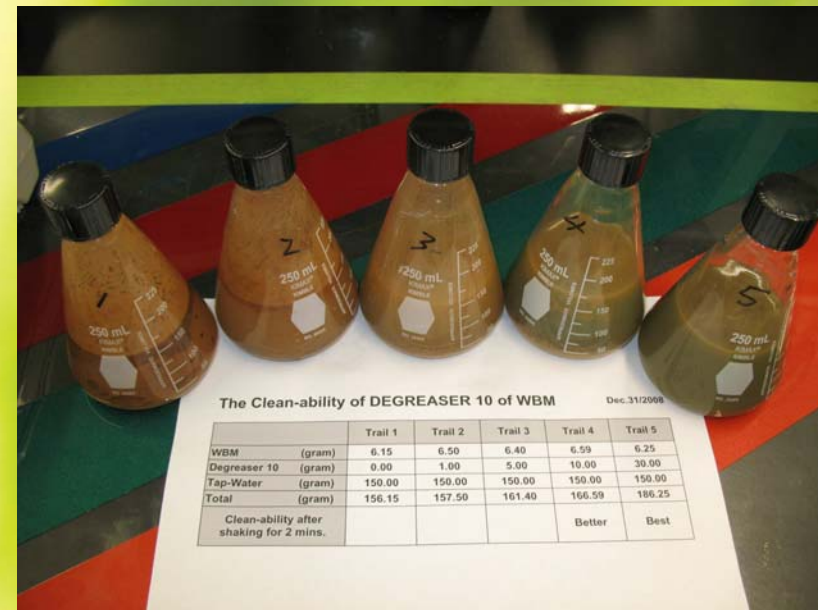


Test Clean-ability of DEGREASER 10 for OBM (Oil Based Mud)



Step. 3

Added DEGREASER 10 and Tap-water by changing ratios in trial 1-5.



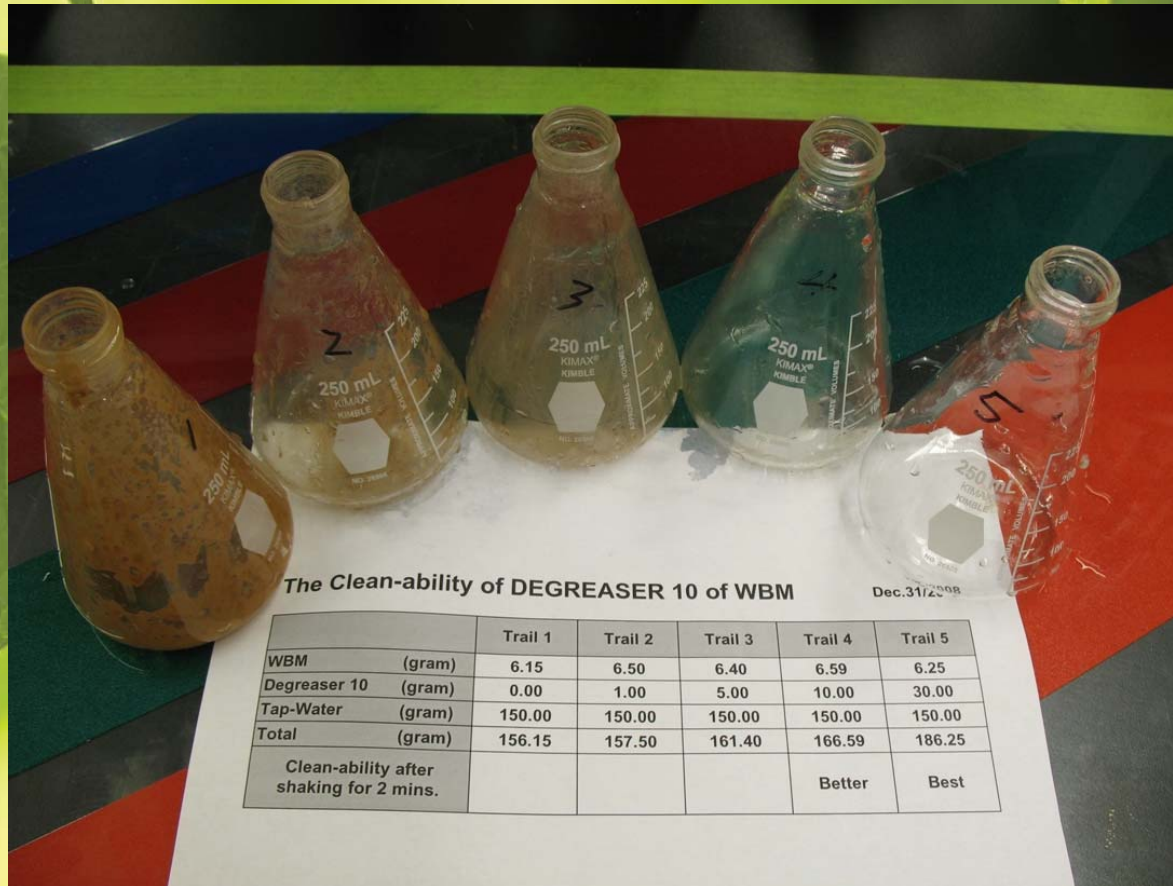
Step. 4

Shook each trials by hand for 2 minutes.

ENDURA
PAINT



Test Clean-ability of DEGREASER 10 for OBM (Oil Based Mud)




Step. 5 Drained and rinsed with Tap-water

ENDURA
PAINT



Test Clean-ability of DEGREASER 10 for OBM (Oil Based Mud)

< Results >

	Trial 1	Trial 2	Trial 3	Trial 4	Trial 5
Coated OBM (grams)	6.15	6.50	6.40	6.59	6.25
DEGREASER 10 (grams)	0	1	5	10	30
Tap-Water (grams)	150	150	150	150	150
After rinsing with Tap-water, Residue (grams)	3.2	0.9	0.4	0.1	0.0
Clean-ability	 Improved				

ENDURA
PAINT

